

Krabbameinsfelagið/solarium

Use our interactive reporting tool to get the most of your data.

Segment, filter and sorting your data to visualise insights relevant for you.
Export charts to PDF and PNG formats and download raw data in Excel and SPSS binary formats.

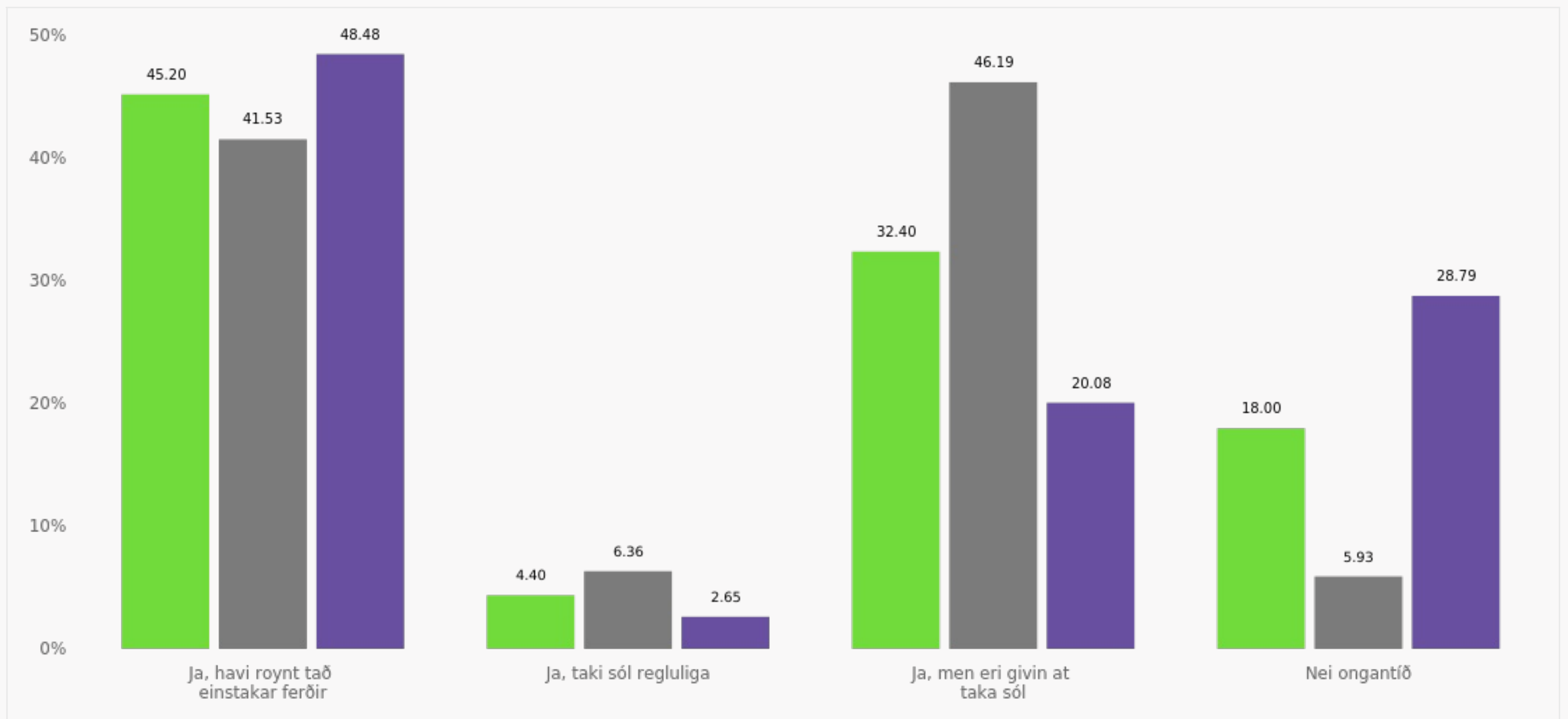
- **Panel:** Faroe Islands
- **Number of completes:** 500
- **Initiated:** 2022-01-09 14:47
- **Finished:** 2022-01-09 15:40

Segments:

- **Age group(s):** 18 - 29, 30 - 44, 45 - 59, 60 - 80
- **Gender:** Female, Male
- **Geographical region(s):** Tórshavnar Kommuna, Norðurstreymoy og Vágar, Eysturoy, Norðoyar, Sandoy og Suðuroy

Q1: Hevur tú nakrantíð tikið sól? Tað vil siga solarium ella kunstiga sól

Single Choice



● Everybody (500)

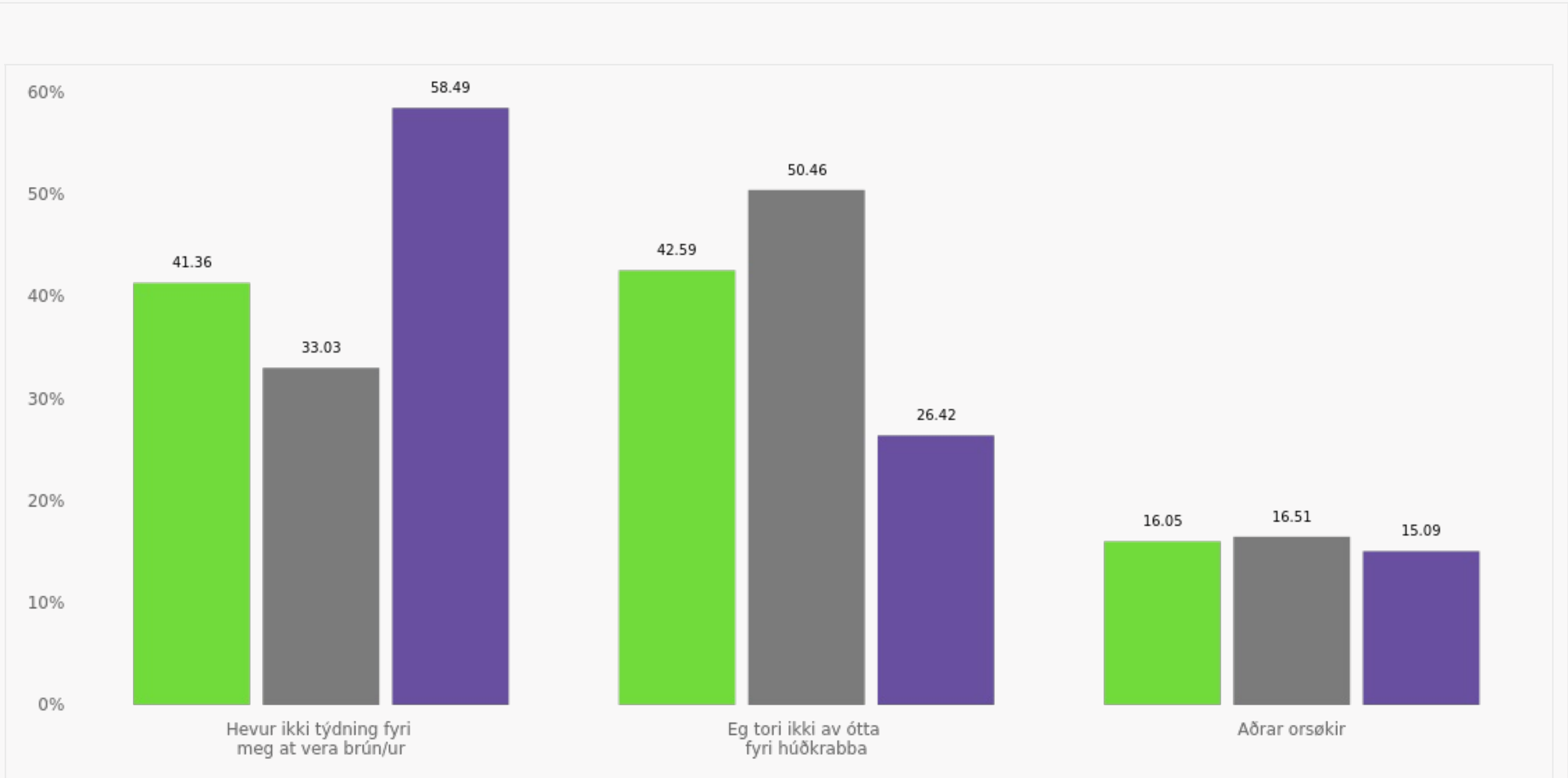
● Kvinnur (236)

● Menn (264)

	Everybody (500)	Kvinnur (236)	Menn (264)
Ja, havi roynt tað einstakar ferðir	45.20%	41.53%	48.48%
Ja, taki sól regluliga	4.40%	6.36%	2.65%
Ja, men eri givin at taka sól	32.40%	46.19%	20.08%
Nei ongantíð	18.00%	5.93%	28.79%

Q2: Hví er tú givin at taka sól?

Single Choice



● Everybody (162)

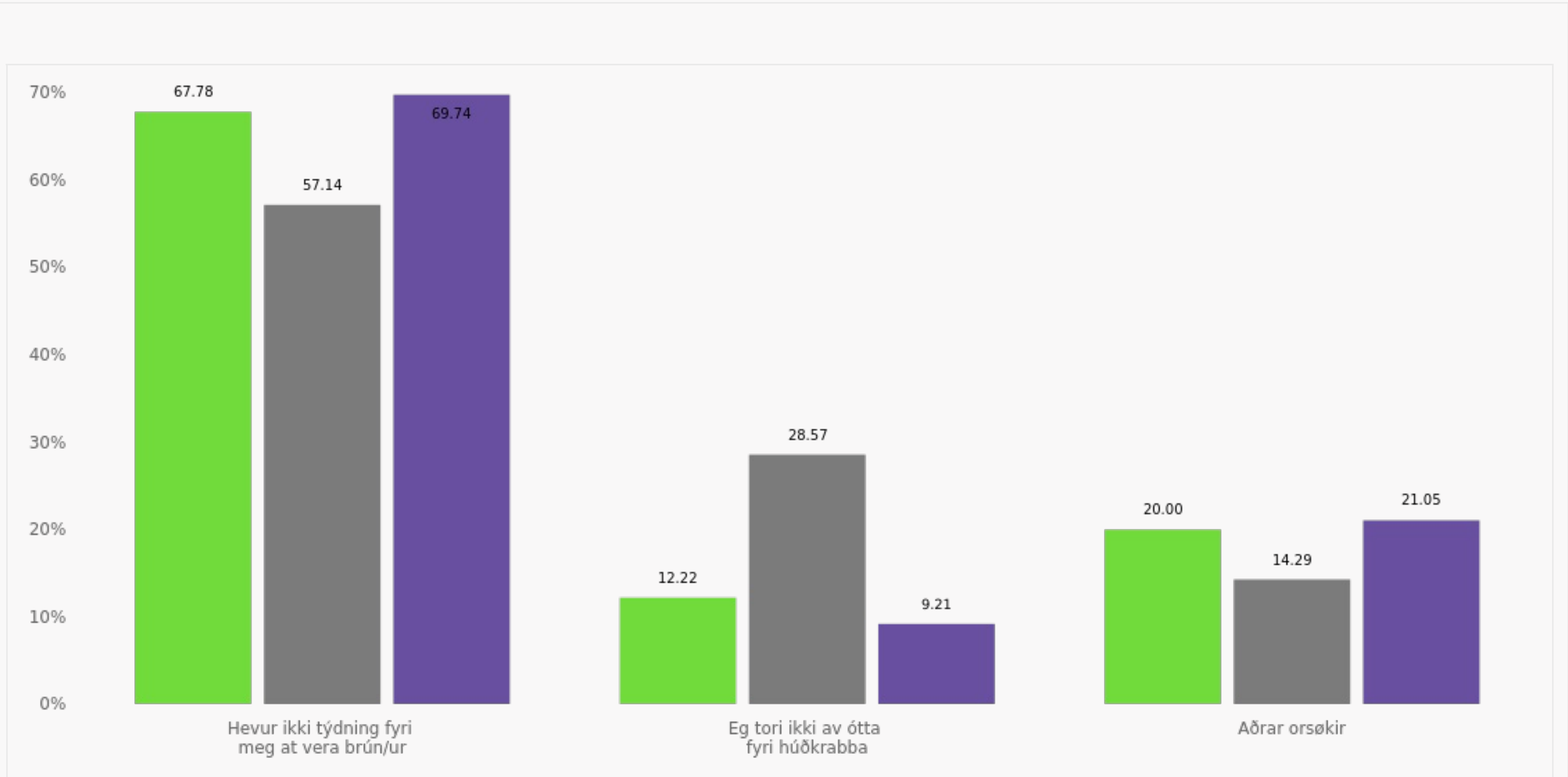
● Kvinnur (109)

● Menn (53)

Response	Everybody (162)	Kvinnur (109)	Menn (53)
Hevur ikki týdning fyri meg at vera brún/ur	41.36%	33.03%	58.49%
Eg tori ikki av ótta fyri húðkrabba	42.59%	50.46%	26.42%
Aðrar orsøkir	16.05%	16.51%	15.09%

Q4: Hví hefur tú ongantíð tikið sól?

Single Choice



● Everybody (90)

● Kvinnur (14)

● Menn (76)

Hefur ikki týdning
fyri meg at vera
brún/ur

67.78%

57.14%

69.74%

Eg tori ikki av ótta
fyri húðkrabba

12.22%

28.57%

9.21%

Aðrar orsökir

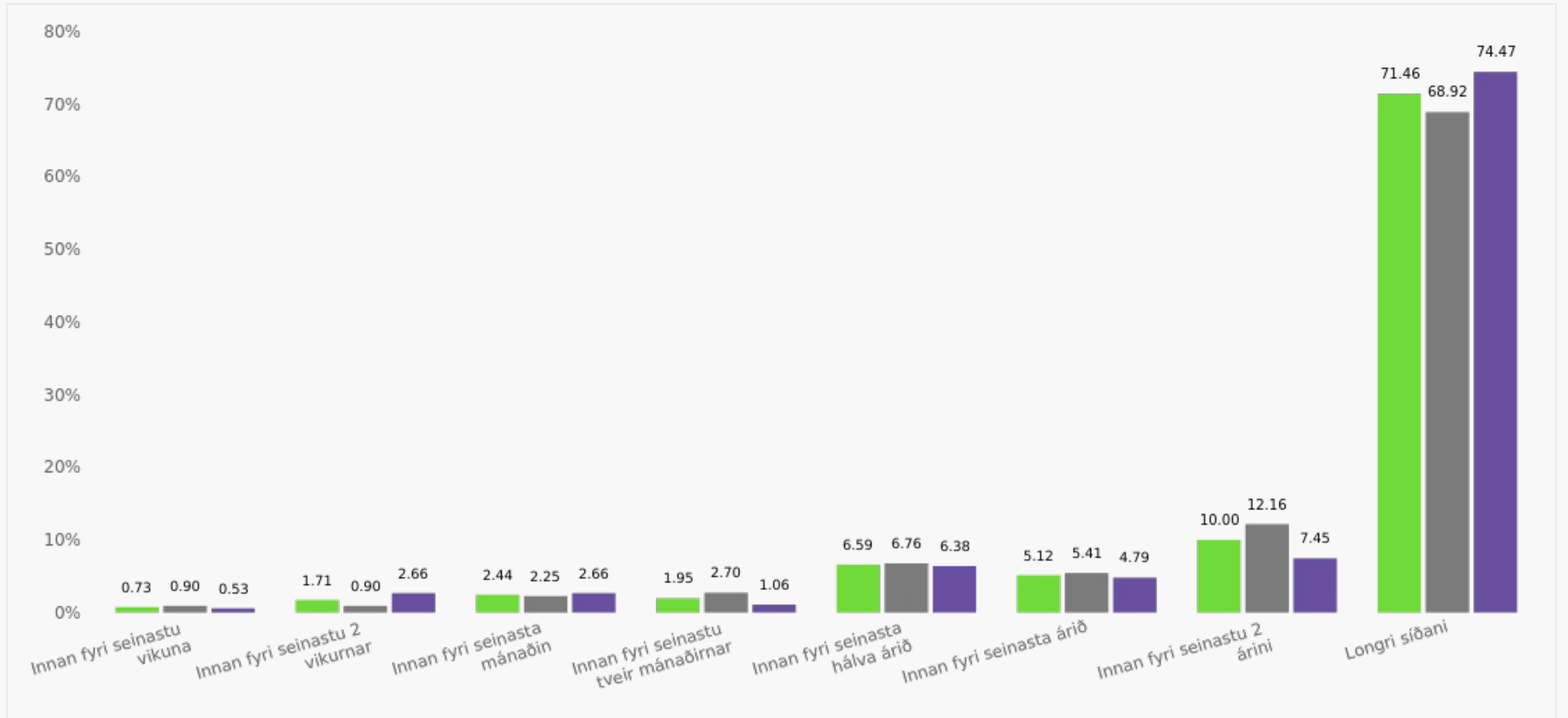
20.00%

14.29%

21.05%

Q6: Nær hefur tú seinast tikið sól?

Single Choice



● Everybody (410)

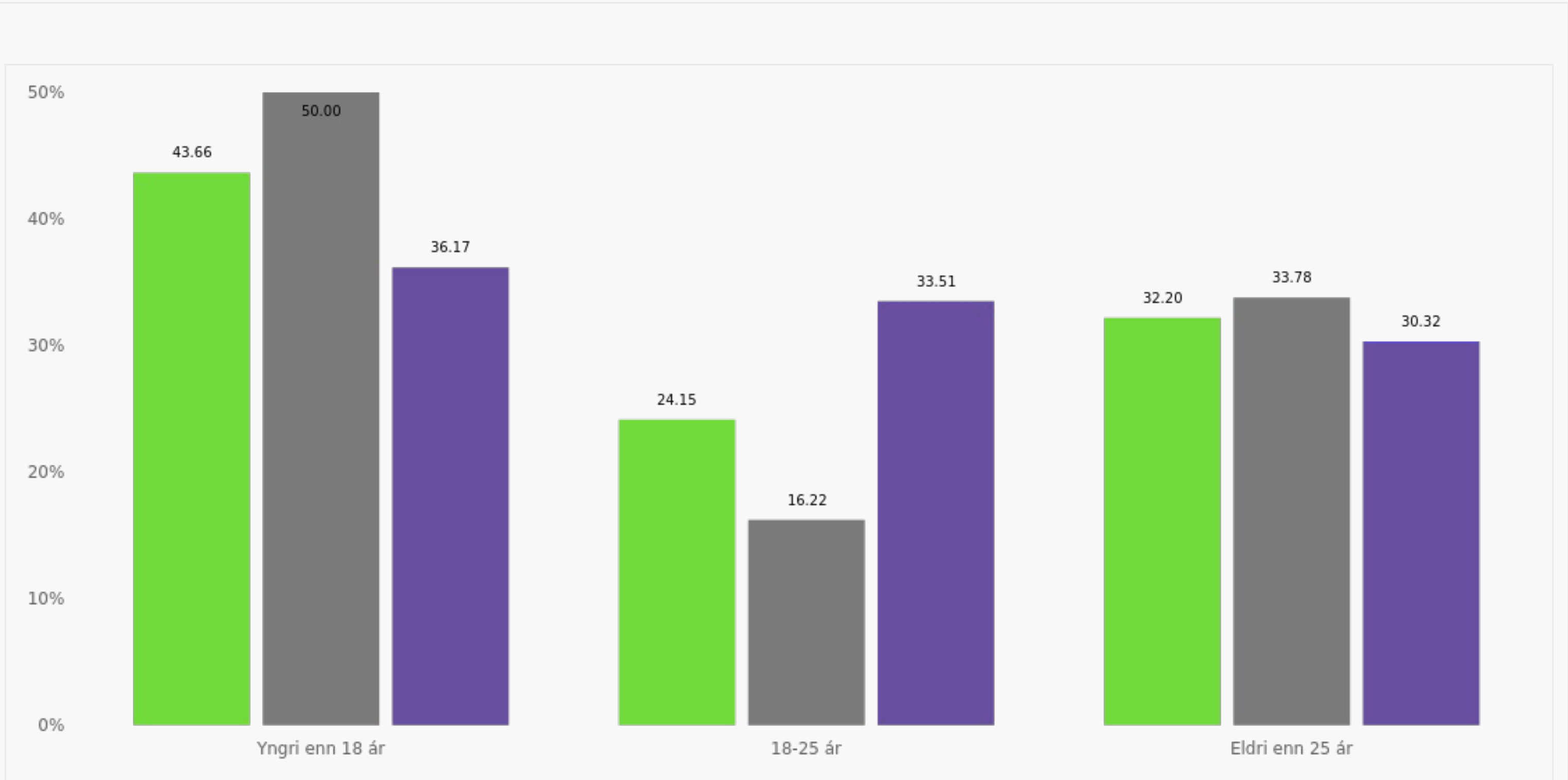
● Kvinnur (222)

● Menn (188)

Time Interval	Everybody (410)	Kvinnur (222)	Menn (188)
Innan fyrri seinastu vikuna	0.73%	0.90%	0.53%
Innan fyrri seinastu 2 vikurnar	1.71%	0.90%	2.66%
Innan fyrri seinasta mánaðin	2.44%	2.25%	2.66%
Innan fyrri seinastu tveir mánaðirnar	1.95%	2.70%	1.06%
Innan fyrri seinasta hálfva árið	6.59%	6.76%	6.38%
Innan fyrri seinasta árið	5.12%	5.41%	4.79%
Innan fyrri seinastu 2 árin	10.00%	12.16%	7.45%
Longri síðani	71.46%	68.92%	74.47%

Q7: Hvussu gomul/gamal vart tú, tá tú tókst sól fyrstu ferð?

Single Choice



● Everybody (410)

● Kvinnur (222)

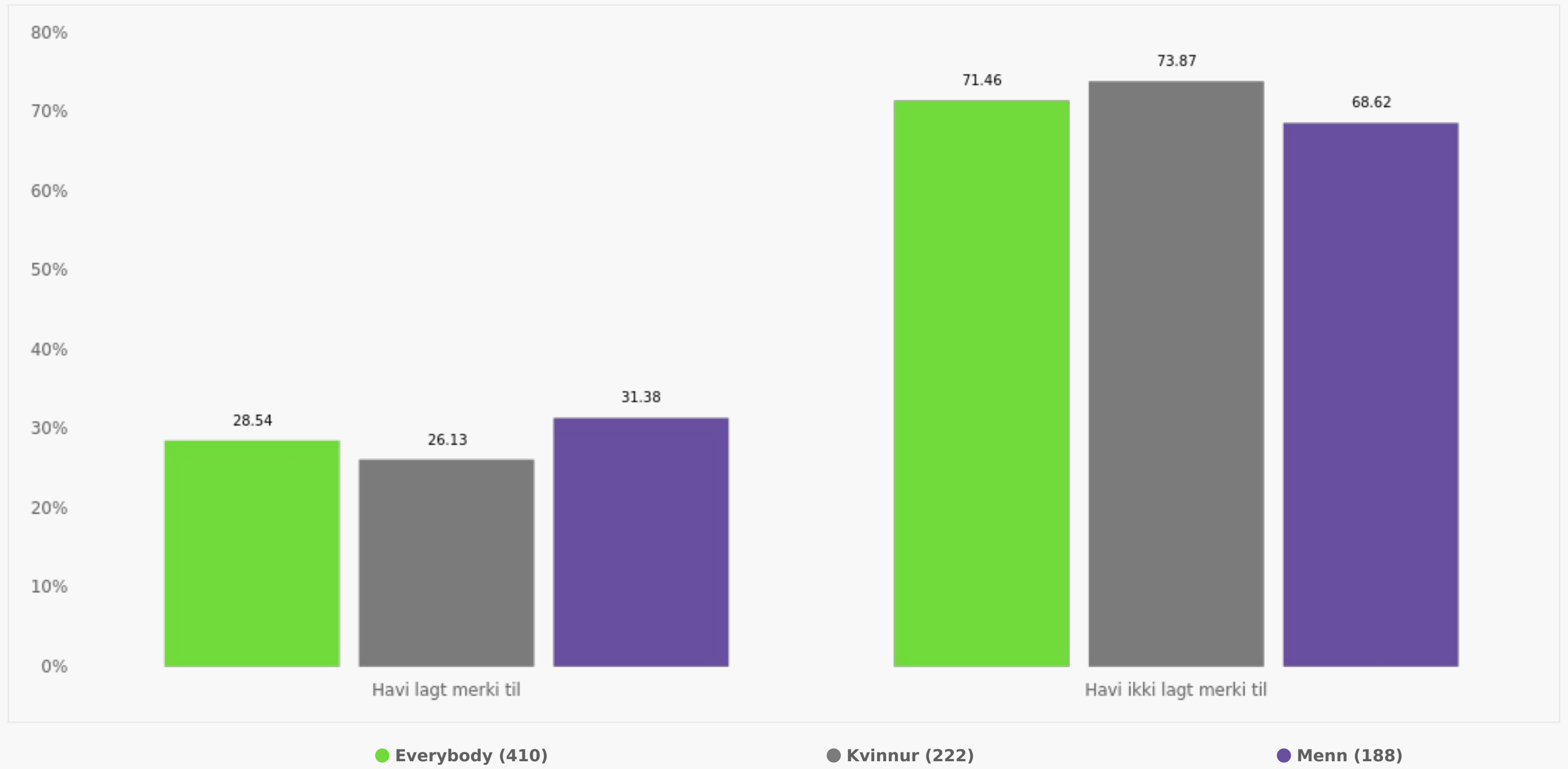
● Menn (188)

Age Group	Everybody (410)	Kvinnur (222)	Menn (188)
Yngri enn 18 ár	43.66%	50.00%	36.17%
18-25 ár	24.15%	16.22%	33.51%
Eldri enn 25 ár	32.20%	33.78%	30.32%

Q8: Tá ið tú tekur sól, hefur tú lagt merki til hetta?

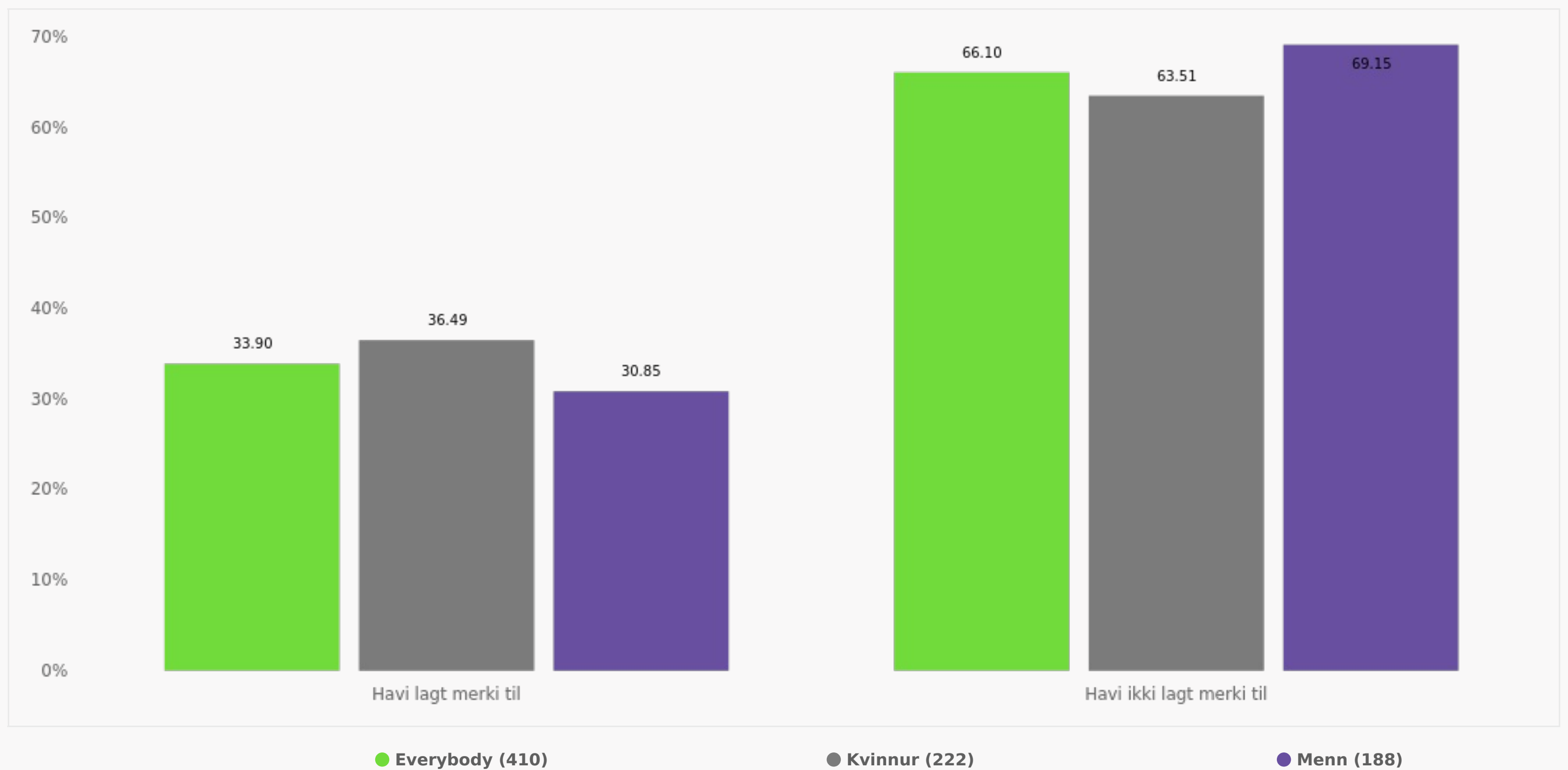
Single Choice Grid

Skelti sum upplýsa um vandar við at nýta solarium?



	Everybody (410)	Kvinnur (222)	Menn (188)
Havi lagt merki til	28.54%	26.13%	31.38%
Havi ikki lagt merki til	71.46%	73.87%	68.62%

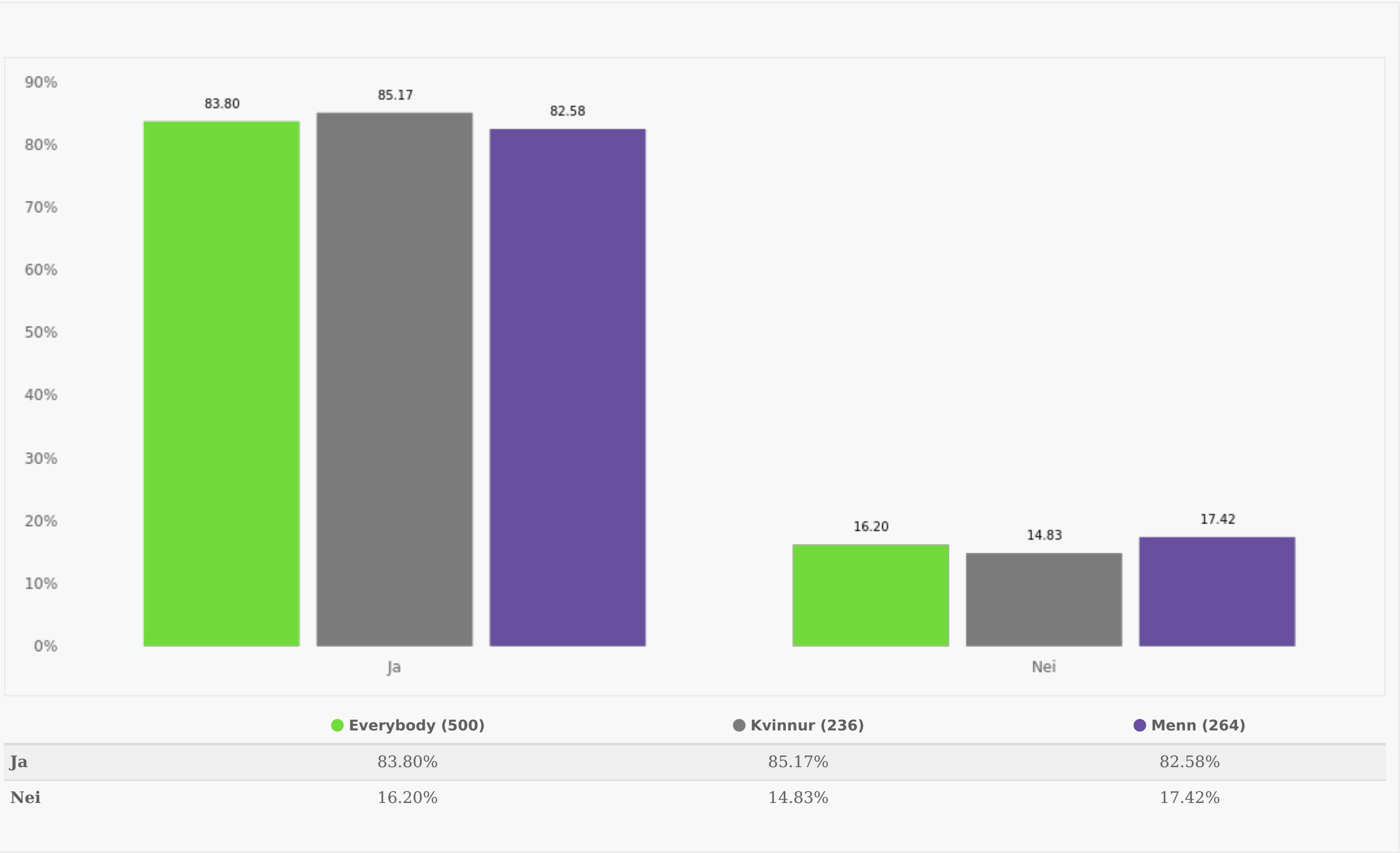
Skelti sum upplýsa um, at aldursmarkið fyri at nýta solarium er 18 ár?



	Everybody (410)	Kvinnur (222)	Menn (188)
Havi lagt merki til	33.90%	36.49%	30.85%
Havi ikki lagt merki til	66.10%	63.51%	69.15%

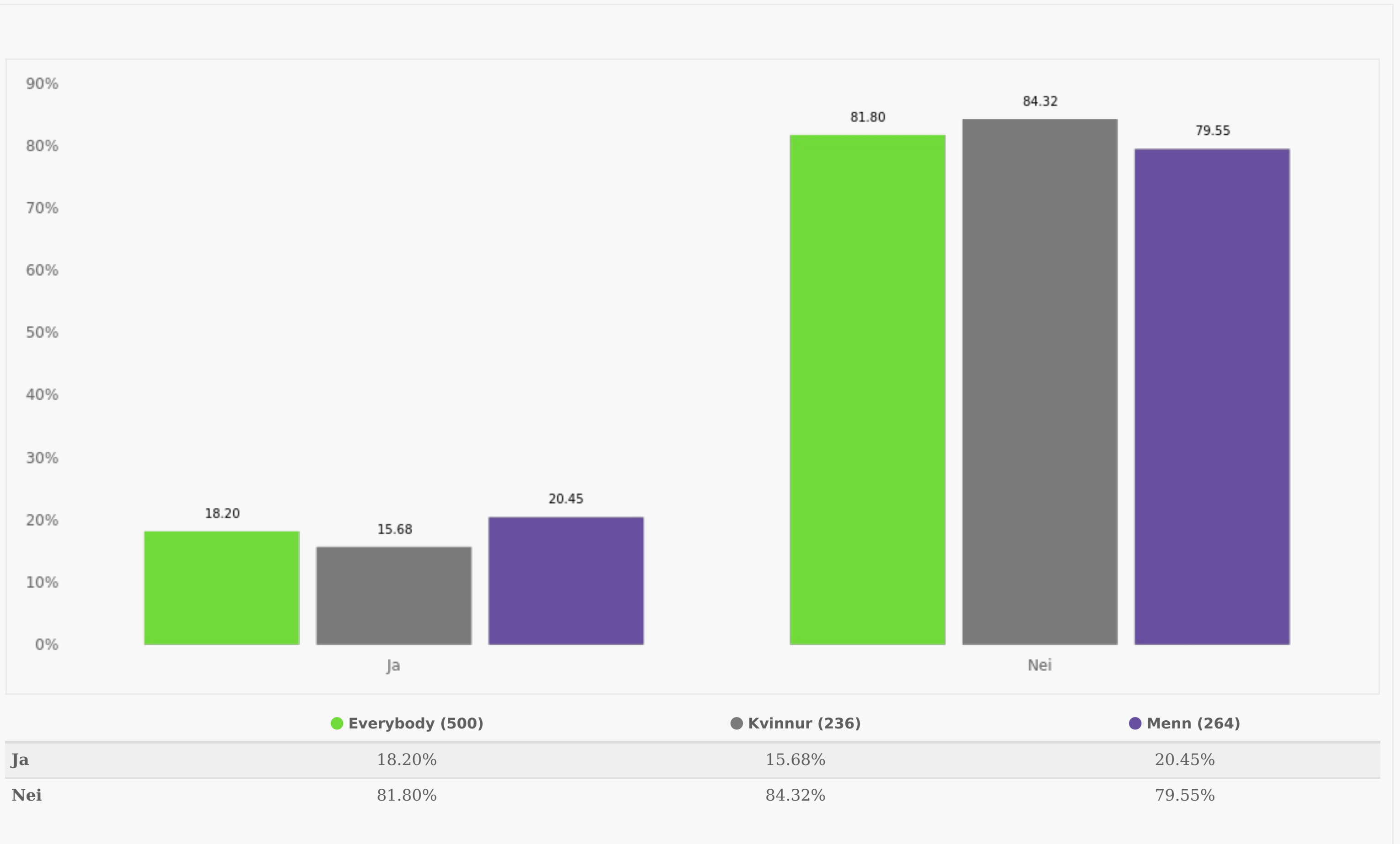
Q9: Tekur tú undir við 18 ára aldursmarki fyri at taka sól?

Single Choice



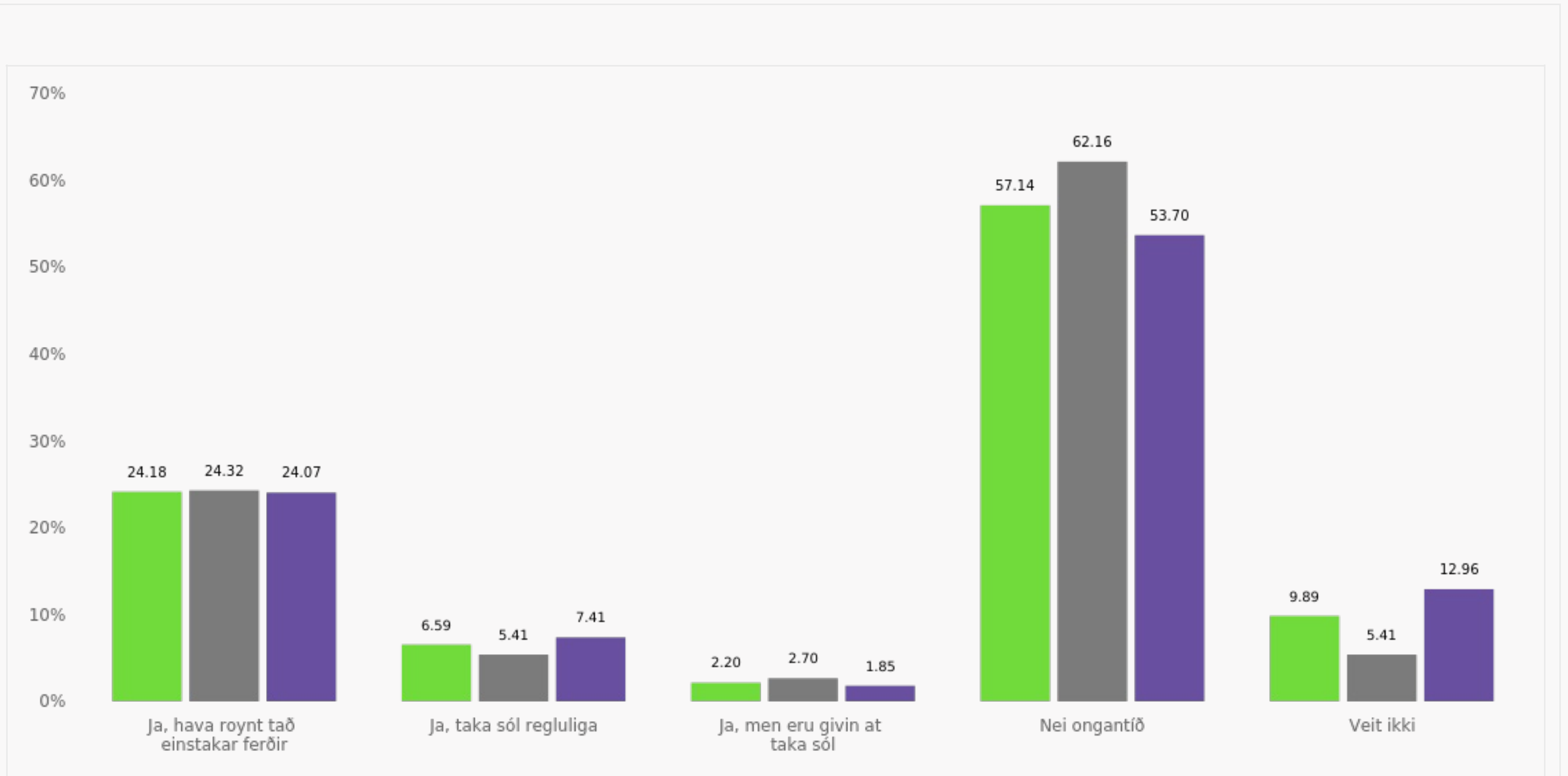
Q10: Hevur tú børn millum 14 og 18 ár?

Single Choice



Q11: Hava tey tikið sól?

Single Choice



● Everybody (91)

● Kvinnur (37)

● Menn (54)

	Everybody (91)	Kvinnur (37)	Menn (54)
Ja, hava roynt tað einstakar ferðir	24.18%	24.32%	24.07%
Ja, taka sól regluliga	6.59%	5.41%	7.41%
Ja, men eru givin at taka sól	2.20%	2.70%	1.85%
Nei ongantíð	57.14%	62.16%	53.70%
Veit ikki	9.89%	5.41%	12.96%